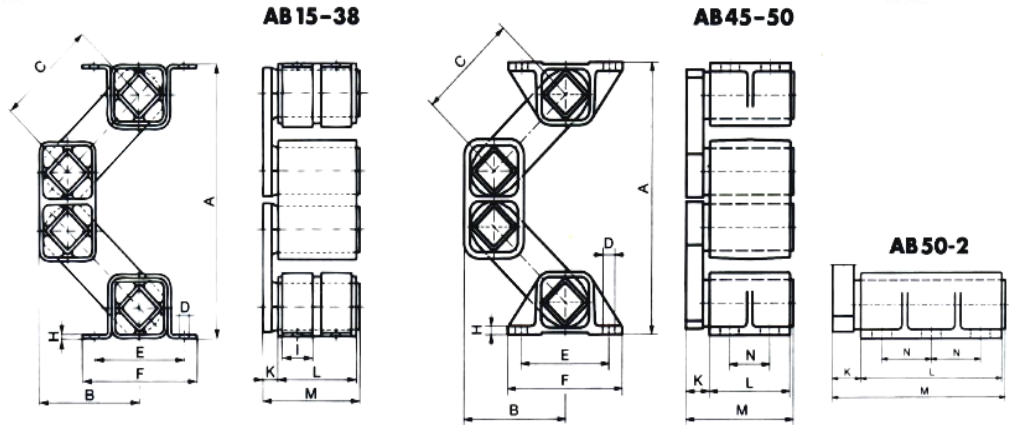


## Oscillating Mounting

## Type AB



Art. No.	Type	G	A un-loaded	A max. load	B un-loaded	B max. load	C	D	E	F	H	I	K	L	M	N	Weight in kg
07051001	AB 15	50 - 160	165	120	70	89	80	∅ 7	50	65	2	25	10	40	52	-	0.67
07051002	AB 18	120 - 300	203	150	87	107	100	∅ 9	60	80	2.5	30	14	50	67	-	1.35
07051003	AB 27	250 - 800	230	170	94	114	100	∅ 11	80	105	3	35	17	60	80	-	2.65
07051004	AB 38	600 - 1600	295	225	120	144	125	∅ 13	100	125	4	40	21	80	104	-	6.20
07051054	AB 45	1200 - 3000	353	273	141	170	140	13x20	115	145	8	-	28	100	132	65	11.50
07051006	AB 50	2500 - 6000	380	280	150	180	150	17x27	130	170	12	-	35	120	160	60	19.12
07051050	AB 50-2	4200 - 10000	380	280	150	180	150	17x27	130	170	12	-	40	200	245	70	30.00

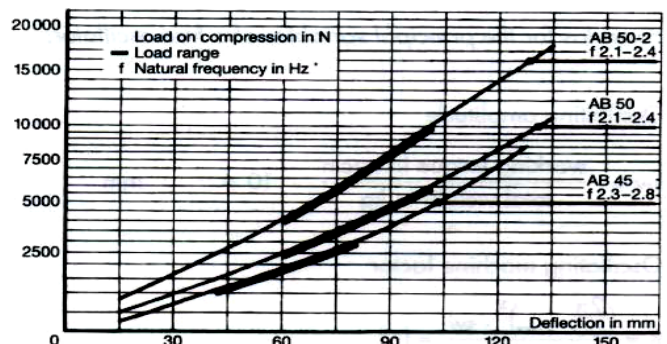
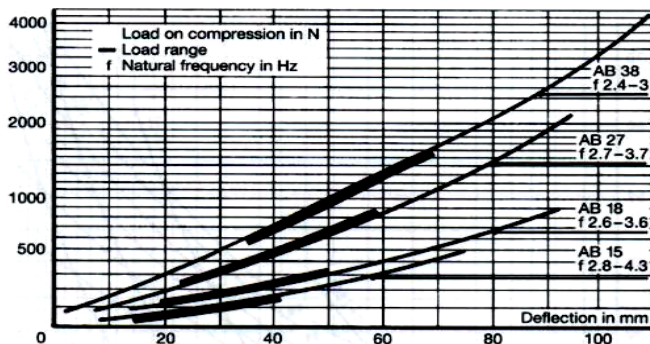
G = load capacity in N per mount

### Material Structure

AB 15-45의 Housing은 light alloy profile이고 AB 50은 nodular cast이다.

c <sub>d</sub>	AB 15	AB 18	AB 27	AB 38	AB 45	AB 50	AB 50-2
vertical	10	18	40	60	100	190	320
horizontal	6	14	25	30	50	85	140

c<sub>d</sub> = dynamic spring value in N/mm, in nominal load range at n<sub>err</sub> = 960 min<sup>-1</sup>, sw = 8 mm



### Brackets BR

AB 15에서 AB38까지는 clamp “BR”로 장착하다. Clamp “BR”은 “AB”와 별도의 제품으로 따로 구매해야 한다. 옆 도표를 살펴보면 각 AB size에 따라 필요한 수량이 표시되어 있다.

Art. No.	Type	AB Type	Quantity per unit
01 500 002	BR 15	AB 15	2
01 500 003	BR 18	AB 18	2
01 500 004	BR 27	AB 27	2
01 500 005	BR 38	AB 38	4
01 500 006	BR 45	AB 45	4